

How To Buy Bitcoin?

There are different ways to buy Bitcoin.

In Europe, we recommend the app of the Swiss company Relai for smaller amounts and savings plans. There you can trade up to 1,000 euros per 24 hours without an ID check.

For larger amounts, we trust the US exchange [Kraken](#).

SCAN QR CODE AND GET THE RELAI APP.

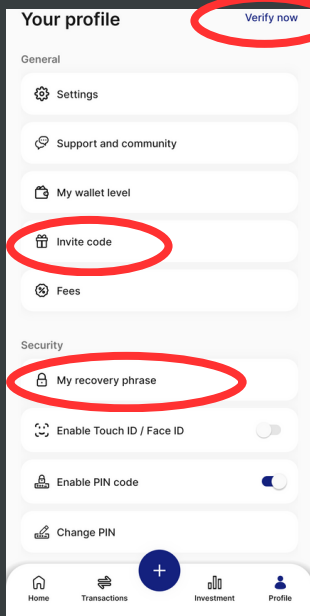
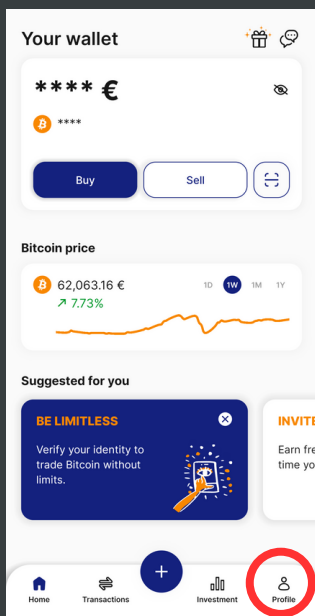
Open your smartphone camera and point it to the QR code, click on the link generated to download the app.



“not your keys, not your coins”

At the latest, if your holdings reach a four-digit value, you should manage your Sats yourself on your own wallet (either a hardware wallet or a software wallet on a Bitcoin-only device).

Download the Relai-App and follow the instructions:



Click on "Profile" to manage your settings.

You can "Verify now" if you want to trade more than 1,000 euros per day.

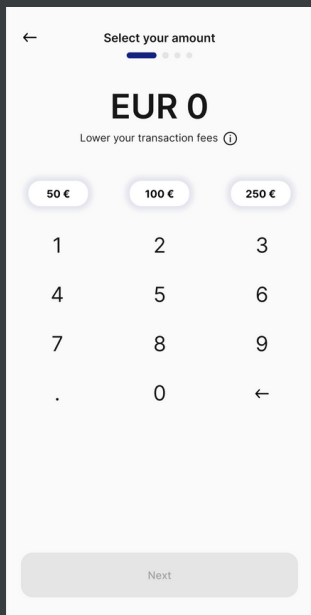
Enter the "Invite code" **REL1615** to save on fees.

Important: Click on "My recovery phrase" to secure your account. Here you will find twelve words that you should write down.

Never store them digitally (or as a photo) and keep them in a safe place!

If you lose your phone or it breaks, you will need these words, otherwise your funds will be lost.

On the home screen, Click the "Buy"-button or the "plus sign" to buy BTC.



← Select your amount

EUR 0

Lower your transaction fees ⓘ

50 € 100 € 250 €

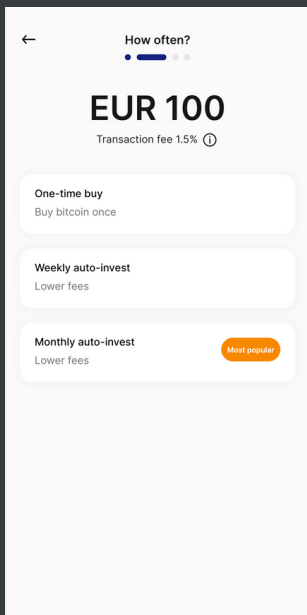
1 2 3

4 5 6

7 8 9

. 0 ←

Next



← How often?

EUR 100

Transaction fee 1.5% ⓘ

One-time buy
Buy bitcoin once

Weekly auto-invest
Lower fees

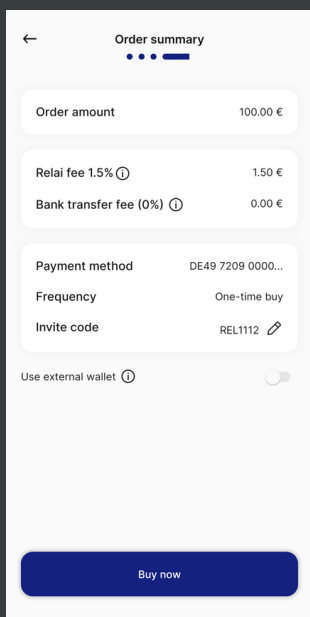
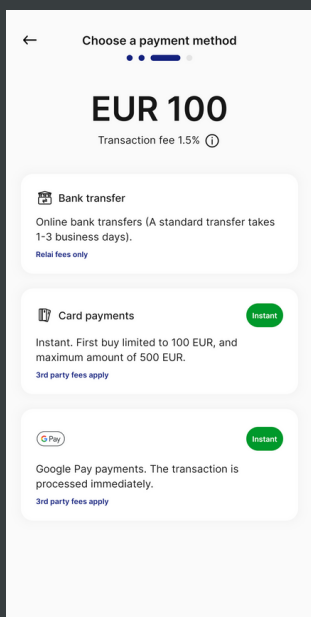
Monthly auto-invest
Lower fees

Most popular

Enter your desired amount and click on "Next".

You can choose between a one-time buy, weekly or monthly investment. Click on the desired type to proceed to the next step.

Please note: if you have not verified yourself, you can only invest up to 1,000 euros per day via bank transfer, and only up to 475 euros via instant invest methods as credit card or Google/ApplePay.



Choose a payment method by clicking on it.

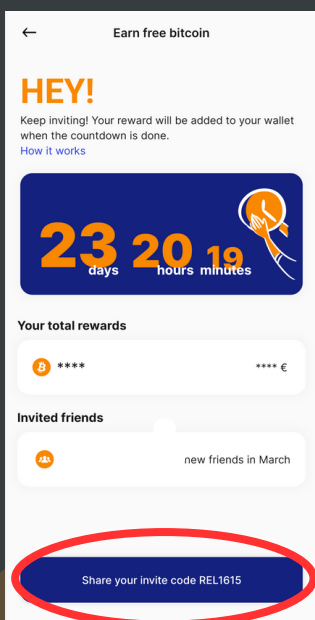
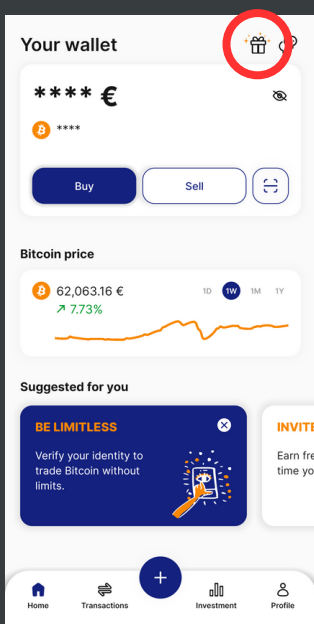
You will receive a order summary of your planned purchase and you can also send the Sats directly to an external wallet (if available).

If the information is correct, click on "Buy now".

If you have chosen "Bank transfer", you will receive payment information for a transfer template on the next page. Do not be surprised that no subject line is required. Your transfer will be assigned to your account based on the IBAN you provided.

If you have chosen an instant payment option, you will see your new balance immediately. For bank transfers, the purchase will only be processed once the payment has been received. This can take 1-3 days depending on the bank.

Please note: You buy the Sats at the Bitcoin price that is valid at the time your payment is received by Relai.



You can refer friends and benefit from their purchases for the first three months. Click on the gift-button on the home screen.

On the next page, you will find your personal referral code at the bottom in the blue box, which you can copy or share directly.

Need Help?

If you have any questions or would like a consultation, feel free to contact us via email contact@to-the-hills.com or on Signal:



leonardo.01

If you want to support us, you can send a few Sats via Lightning URL:



www.to-the-hills.com